




SHILLONG COLLEGE  
Shillong-793001, Meghalaya



PROJECT ON  
"SPYING THROUGH SCREENSHOTS"  
Submitted for the partial fulfilment for the award of the degree of Bachelor of  
Computer Applications

By  
Albert Reang  
Roll no. : P1500063  
Reg. no. : 4315 of 2013-14

Department of Computer Science and Applications  
Shillong College, Shillong-793001



**NORTH EASTERN HILL UNIVERSITY**

Certified that this is a bonafied of the project  
entitled

**"SPYING THROUGH SCREENSHOTS"**

Submitted for the partial fulfilment for the award of the degree of Bachelor of Computer  
Applications

By

Albert Reang

Roll no. : P1500063

Reg. no. : 4315 of 2013-14

*B. Mukhim*  
17/4/17

**GUIDE**  
Shri. Bantei Mukhim

*A. Mitri*  
17/4/17

**HEAD OF THE DEPARTMENT**  
Smt. A. Mitri

*Th...*  
17/04/17

**EXAMINER**

Department of Computer Science and Applications  
Shillong College, Shillong-793001



## ACKNOWLEDGEMENT

I will like to express my sincere gratitude to all my teachers and friends without whose helping hand and guidance I would not have able to complete this project.

My special thanks to my teacher and guide Shri. Bantei Mukhim for his faith in me. I am thankful for his advice and guidance.

Last, but not the least my deepest gratitude to our Department of Computer Science and Applications faculties and HOD Smt. A. Mitri for all the helping hand and advices for my project.

## Contents

**Acknowledgment**

- 1. Introduction**
- 2. Existing System**
- 3. System Requirements**
- 4. Technologies used**
- 5. Information Analysis**
- 6. System Development:**
- 7. Graphical User Interface (GUI)**
- 8. Flowchart**
- 9. Source Code**
- 10. System Testing**
- 11. Conclusion**



## INTRODUCTION

**SPYING THROUGH SCREENSHOTS** is a computer application to spy on the user's activity on the computer by taking screenshots without user's knowledge. As for now this application can be used by teachers in computer labs in schools or colleges to see the activities students by running this application in the computer.

## EXISTING SYSTEM

Currently as per my knowledge there is no such application that tracks the activity of a computer user by taking screenshots without the user's knowledge.

## SYSTEM REQUIREMENTS

1. **PC Application:** Java Runtime Environment (JRE) compatible and having installed machines.

## TECHNOLOGIES USED

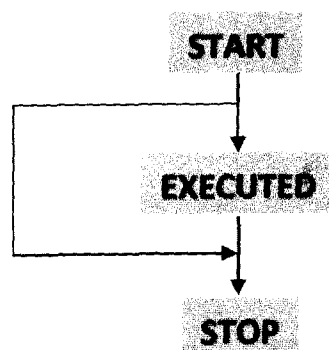
### 1. PC Application:

1. NetBeans IDE 8.2
2. Java Development Kit (JDK)
  - (a) Java version "1.8.0\_121"
  - (b) Java(TM) SE Runtime Environment (build 1.8.0\_121-b13)
3. Java programming language.

## INFORMATION ANALYSIS

In this application I used Java Programming language to take screenshots of the computer screen and store in a desired location.

## FLOWCHART



## SYSTEM DEVELOPMENT

Program for PC Application is written in JAVA programming language and developed in NetBeans IDE. User Interface is made using Swing library.

### SOURCE CODE


#### **1. Takes screenshots every 10 seconds and stores it**

```
import java.awt.Rectangle;
import java.awt.Robot;
import java.awt.Toolkit;
import java.awt.image.BufferedImage;
import java.io.File;
import javax.imageio.ImageIO;
import java.text.DateFormat;
import java.text.SimpleDateFormat;
import java.util.*;

public class screen2image
{
    SimpleDateFormat formatter = new SimpleDateFormat("yyyyMMdd hh mm ss a");

    public void robo() throws Exception
    {
        Calendar now = Calendar.getInstance();
        Robot robot = new Robot();
        BufferedImage screenShot = robot.createScreenCapture(new
Rectangle(Toolkit.getDefaultToolkit().getScreenSize()));
        ImageIO.write(screenShot, "JPG", new
File("d:\\"+formatter.format(now.getTime())+".jpg"));
        System.out.println(formatter.format(now.getTime()));
    }

    public static void main(String[] args) throws Exception
    {
        screen2image s2i = new screen2image();
        while(1==1)
        {
            s2i.robo();
            Thread.sleep(5000);
        }
    }
}
```



### **SYSTEM TESTING**

The application was tested on the following machine HP-15ac179tx Windows 10. It works fine.

### **CONCLUSION**

This application is a kind of user's activity tracking spying by taking the computer's screenshots without the user's knowledge. It will be very helpful for teachers to keep close look on the students' activity in the computer labs. This application can have a unique use in future.