



SHILLONG COLLEGE

Shillong Meghalaya



Project on

ONLINE BOOK STORE MANAGEMENT

Submitted for the Partial fulfillment for the award of the degree of

Bachelor of Computer Application

By

Junestarson Nongsiej

Roll Number:P1400018

Regn Number:9499 of 2012-2013

Department Of Computer Science and Application

Shillong College

Shillong-793003



Department of Computer Science and Applications

Shillong College

Assessed and Re-Accredited by NAAC, Bangalore with Grade B(2.92/4)

Shillong-793003

NORTH EASTERN HILL UNIVERSITY

CERTIFIED THAT THIS IS A BONIFIED RECORD OF THE PROJECT ENTITLED

Online Book Store Management

Bachelor Of Application

By

Name: Junestaron Nongsiej

Roll No: P1400018

Registration No: 9499 of 2012-2013

Guide


Mrs. A. Mitri

Examiner



HOD


Mrs. A. Mitri

ACKNOWLEDGEMENT

After the successful completion of our project we would sincerely like to thank all those people whose opinions and suggestions mattered a lot for its success.

The credit for the success of the project goes to our guide Mrs AIOM Mitri who in spite of his busy schedule gave us full support and guidance. We would also like to thank him for providing us access to all the required materials and resources.

I would also like to thank him as being the Head of Department of Computer Science, Shillong College Shillong, for providing us the golden opportunity and also for providing us with laboratory facilities.

Last but not the least, I also grateful to all our faculty members, friends and also NATIONAL BOOK AGENCY of O.B. Shopping Mall Police Bazar, Shillong, who directly or indirectly have been motivational and instrumental in helping us to pursue our project.

Yours sincerely,

Junestar son Nongsiej (Computer Science/BCA/P-1400018)

ABSTRACT

This project is aimed at developing an Online Book Store for customer. The system is an online application that can be accessed throughout the organization and outside as well with proper login provided.

The project has been planned to be having the view of distributed architecture, with centralized storage of the database. The application for the storage of the data has been planned. Using the constructs of MYSQL and all the user interfaces have been designed using the PHP. The database connectivity is planned using the “Database” methodology. The standards of security and data protective mechanism have been given a big choice for proper usage. The application takes care of different modules and their associated reports, which are produced as per the applicable strategies and standards that are put forwarded by the administrative staff.

The entire project has been developed keeping in view of the distributed client server computing technology, in mind. The user interfaces are browser specific to give distributed accessibility for the overall system. The internal database has been selected as MYSQL. The basic constructs of table spaces, clusters and indexes have been exploited to provide higher consistency and reliability for the data storage. MYSQL was a choice as it provides the constructs of high-level reliability and security. The total front end was dominated using the HTML 5. At all proper levels high care was taken to check that the system manages the data consistency with proper business rules or validations. The database connectivity was planned using the latest “ Database connection” technology provided by MYSQL. The authentication and authorization was crosschecked at all the relevant stages. The user level accessibility has been restricted into two zones namely.

Table of Contents

1. INTRODUCTION

- 1.1. Overview
- 1.2. About the Project
- 1.3. Shop Profile
- 1.4. Our Culture
- 1.5. Purpose
- 1.6. Scope
- 1.7. Functional Components of the Project
- 1.8. Functionality to Enhance the Project

2. SYSTEM ANALYSIS

- 2.1. Present System
- 2.2. Proposed System
- 2.3. Benefits of the System
- 2.4. System can be used Extensively

3. FEASIBILITY REPORT

- 3.1. Understanding Feasibility
- 3.2. Technical Feasibility
- 3.3. Operational Feasibility
- 3.4. Economic Feasibility

4. SOFTWARE REQUIREMENT SPECIFICATIONS

5. SYSTEM DESIGN

- 5.1. Introduction
- 5.2. ER-Diagrams
- 5.3. DFDs
- 5.4. Database Table

6. CODING

7. OUTPUT SCREENS

8. SYSTEM TESTING AND IMPLEMENTATION

- 8.1. Introduction
- 8.2. Strategic Approach OF Software Testing
- 8.3. Unit Testing
- 8.4. Test

9. SYSTEM SECURITY

- 9.1. Introduction
- 9.2. Security In Software

10. CONCLUSION & FUTURE IMPROVMENT

BIBLIOGRAPHY

CHAPTER- 1

Introduction

1.1 Overview

Internet Shopping is all about knowing our customer need and provide them with the right service at the right time through right channel 24*7 day a week.

Being “electronic”, it not only provides its customers with faster and better facilities, it even reduces the manual overhead of accounts maintenance.

1.2 ABOUT THE PROJECT

NATIONAL BOOK AGENCY. is one of the most prestigious shopping in India. Founded as a Public shop in 19th july of 2005 in O.B. Shopping Mall ,Police Bazar point,Shillong-793001,Meghalaya

NATIONAL BOOK AGENCY is listed book shop in [REDACTED] which is the largest shop in the United State Of America in the country. It is recognized by the Department of Education, Govt. of NCT Meghalaya and the Ministry of HRD, Govt. of India. Over 5000 shop in India.

The SHOP is also affiliated to the Government of Meghalaya' Conference and the National Progressive SHOPS' Conference (NPSC). The members of these organizations include some of the premier shop in the country.

Life at National Book Agency centers on a shared commitment to academic excellence, intellectual growth, art, athletics, high standards of ethical awareness, sportsmanship, and community service. The shop's traditions and accessibility to a broad curriculum add depth to each life. The shop upholds the founders' commitment to excellence in all fields..

1.3 SHOP PROFILE:

NATIONAL BOOK AGENCY. is a co-educational day-cum-boarding shopping, with a member of Association Indian Publisher and Booksellers. Deal in all kinds of academics and general books..

The Shop is among the most distinguished members of the Meghalaya Public Shop.. It is a path breaker in the pursuit of excellence. Its endeavor of integrating quality with quantity is reflected in the pivotal role it has played in the setting up of DPS Vasant Kunj, DPS Faridabad and DPS Manali at the national level. It has also promoted three shop abroad in Kuwait, Nepal and United State Of America. As their Linking Shop it also co-ordinates their activities.

The Shop considers education to be a life-long process which should have a strong foundation. The goal of the Shop is to inculcate in the customer a love for learning and a desire to excel at every level. The Shop also aims at equipping the customer with the intellectual and practical skills that are necessary to meet the challenges in the future.

To sum up, the NATIONAL BOOK AGENCY “to open doors and open minds” and prepare the ground for the future of the nation.

1.4 OUR CULTURE:

In the portals of NATIONAL BOOK AGENCY. customer discover their own talents, and get an opportunity to develop them to the fullest. The Shop provides an invigorating and competitive atmosphere, created by excellent facilities and guidance provided by a highly qualified and dedicated faculty.

The values, which are ingrained help to promote confidence, direction, and critical thinking skills, leading to the development of well-adjusted, adaptable and integrated personalities. In other words, NATIONAL BOOK AGENCY. offers comprehensive and holistic education.

Besides being committed to academic excellence and providing education for all round development, another special characteristic of DPS R.K. Puram is the appreciation of the worth of the each staff. The shop is equally committed to the under-represented and less-privileged segments of the population, such as gifted applicants whose parents could not attend shop, and children with high potential facing difficult financial circumstances.

A major landmark development has been the inclusion of the physically and mentally handicapped children into the mainstream of SHOP life. This contributes to a strong sense of community life, so characteristic of the SHOP. In other words, children belonging to every strata of society are given the opportunity to study here. The SHOP, does not in any way, discriminate on the basis of race, color, religion, sex, caste or creed, in the implementation of its admission policy.

These qualities have placed NATIONAL BOOK AGENCY. on the forefront. There has been a continuity of purpose, underlying the change and growth of the SHOP. Over the years, NATIONAL BOOK AGENCY. has steadily reflected a spirit of innovation in response to need, and has broadened its educational mission, by creating an academic environment that fosters close association and the exchange of ideas with some of the top SHOPS in the nation and the world.

All the academic programs and activities at NATIONAL BOOK AGENCY. work towards one purpose - to help customer develop lives of significance for themselves and for others, true to the traditions of the SHOP Motto "Service Before Self".

1.5 Purpose:

The Online book store suite provides a global accounting foundation that provides the all private shops with electronic shopping facilities. It allows client of private shop to carry out their day to day shop transactions.

1.6 Scope:

The Online book store project is widely applicable with private shops. It can even be used in customer for their personal transactions (working).

1.7 Functional components of the project:

Following are the functional needs of the software:-

1. Customer must have a valid user ID and password to login to the system.
2. After the valid user logs in, the system shows the present like searching book name, author and price.
4. Proper help to be provided as and when requested by the customer.

1.8 More functionality can be added to "enhance the project":

1. By adding new modules of different accounts like new name etc. to facilitate new customers/user.

CHAPTER- 2

System Analysis

PRESENT SYSTEM

The developed system is an innovation in the area of private shopping. In the existing system the no. of staff required for completing the work is more, while the new system requires lesser staffs generally.

The data entry process requires the data on the paper, which is then feed into the application by the operator while doing so; the data entry operator has to look into the paper again & again and thus the chances of in accuracies in the typed contents increases. Also the process includes higher transportation cost, increased handling cost, more time delays, low accuracy, more usage of resources like registers, books, papers, etc.

PROPOSED SYSTEM

“Why an Automated Private shopping System?”

The requirement is to develop a system that minimizes all these overheads included while giving the maximum output for the organization.

The basis for the project is to develop a fully automated shopping system that includes searching book name, author of amount and exporting the outcome back to the client while considering all the tools and facilities than a client may need for efficient and effective output.

Benefits of the system

- Quick, authenticated access to accounts via the desktop.
- Easily scalable to grow with changing system requirement.
- Enterprise wide access to information.
- Improved information security, restricting unauthorized access.
- Minimize Storage Space

In manual system, much storage space for data files is required so to overcome this problem, on automated well managed

database is developed for saving storage space. This s/w saves space and stores information efficiently. It ends the burden of having large manual filing storage system.

Online book store System can be used extensively

- Searching book by the client.
- Faster enquiry.

CHAPTER- 3

FEASIBILITY REPORT

3.1 Understanding Feasibility

Feasibility study means the analysis of problem to determine if It can be solved effectively. In other words it is the study of the possibilities of the proposed system it studies the work ability, impact on the organization ability to meet user's need and efficient use of resources.

Three aspects in which the system has to be feasible are:-

3.2 ECONOMICAL FEASIBILITY:

The economical analysis checks for the high investment incurred on the system. It evaluates development &

implementing charges for the proposed "BOOK STORE Project". The S/W used for the development is easily available at minimal cost & the database applied is freely available hence it results in low cost implementation.



3.3 TECHNICAL FEASIBILITY:

This aspect concentrates on the concept of using Computer Meaning, “Mechanization” of human works. Thus the automated solution leads to the need for a technical feasibility study.

The focus on the platform used database management & users for that S/W.

The proposed system doesn't require an in depth technical knowledge as the system development is simple and easy to understand. The S/W (PHP) used makes the system user friendly (GUI). The result obtain should be true in the real time conditions.

3.4 BEHAVIOURAL FEASIBILITY:

Behavioral feasibility deals with the runtime performance of the S/W the proposed system must score higher than the present in the behavioral study. The S/W should have end user in mind when the system is designed while designing s/w the programmer should be aware of the conditions user's Knowledge input, output, calculations etc.

The s/w contains only a minimum no. of bugs. Care should be also taken to avoid non-working means & t buttons.

CHAPTER- 4

Software Requirement & Specification

Software Required:

The project is implemented in Core PHP as it provides the implementation of Socket and Server Socket classes that are used to connect distinct applications, hence the software's required in the creation and execution of the project are j2sdk1.7 or Eclipse .As we know PHP is a platform independent language so this software runs with JRE environment on any desired platform i.e. Linux ,windows 9x, XP, or 2000 or any operating system.

Hardware Required:

As the project does not involve any database, its hardware requirements are minimal. Any System with Pentium P2 or above processor, 32MB RAM, 1GB Hard Disk, a LAN Card, and a CDROM is sufficient. Its network based software so computers connected with any kind of mode (wireless, LAN connected etc) will suit its requirements. . . . It can also be run on a single machine for its demo use.

Best suited in laboratory where we can run its server on any machine and many clients can use it **simultaneously**.

CHAPTER- 5

System Design

5.1 INTRODUCTION:

Software design sits at the technical kernel of the software engineering process and is applied regardless of the development paradigm and area of application. Design is the first step in the development phase for any engineered product or system. The designer's goal is to produce a model or representation of an entity that will later be built. Beginning, once system requirements have been specified and analyzed, system design is the first of the three technical activities -design, code and test that is required to build and verify software.

The importance can be stated with a single word "Quality". Design is the place where quality is fostered in software development. Design provides us with representations of software that can assess for quality. Design is the only way that we can accurately translate a customer's view into a finished software product or system. Software design serves as a foundation for all the software engineering steps that follow. Without a strong design we risk building an unstable system – one that will be difficult to test, one whose quality cannot be assessed until the last stage.

During design, progressive refinement of data structure, program structure, and procedural details are developed reviewed and documented. System design can be viewed from either technical or project management perspective. From the technical point of view, design is comprised of four activities – architectural design, data structure design, interface design and procedural design.

5.3 E – R DIAGRAMS:

- The relation upon the system is structure through a conceptual ER-Diagram, which not only specifies the existential entities but also the standard relations through which the system exists and the cardinalities that are necessary for the system state to continue.
- The entity Relationship Diagram (ERD) depicts the relationship between the data objects. The ERD is the notation that is used to conduct the data modeling activity the attributes of each data object noted in the ERD can be described as a data object description.
- The set of primary components that are identified by the ERD are
 - ◆ Data object
 - ◆ Relationships
 - ◆ Attributes
 - ◆ Various types of indicators.


The primary purpose of the ERD is to represent data objects and their relationships.

5.4 DATA FLOW DIAGRAMS:

DFD SYMBOLS:

In the DFD, there are four symbols

1. A square defines a source(originator) or destination of system data
2. An arrow identifies data flow. It is the pipeline through which the information flows
3. A circle or a bubble represents a process that transforms incoming data flow into outgoing data flows.
4. An open rectangle is a data store, data at rest or a temporary repository of data



Process that transforms data flow.



Source or Destination of data



Data flow



Data Store

CONSTRUCTING A DFD:

Several rules of thumb are used in drawing DFD'S:

1. **Process** should be named and numbered for an easy reference. Each name should be representative of the process.
2. **The direction of flow** is from top to bottom and from left to right. Data traditionally flow from source to the destination although they may flow back to the source. One way to indicate this is to draw long flow line back to a source. An alternative way is to repeat the source symbol as a destination. Since it is used more than once in the DFD it is marked with a short diagonal.
3. **When a process** is exploded into lower level details, they are numbered.
4. **The names of data stores and destinations** are written in capital letters. Process and dataflow names have the first letter of each word capitalized

A DFD typically shows the minimum contents of data store. Each data store should contain all the data elements that flow in and out.

Questionnaires should contain all the data elements that flow in and out. Missing interfaces **redundancies and like** is then accounted for often through interviews.

SILENT FEATURES OF DFD'S

1. The DFD shows flow of data, not of control loops and decision are controlled considerations do not appear on a DFD.
2. The DFD does not indicate the time factor involved in any process whether the dataflow take place daily, weekly, monthly or yearly.
3. The sequence of events is not brought out on the DFD.

TYPES OF DATA FLOW DIAGRAMS

1. Current Physical
2. Current Logical
3. New Logical
4. New Physical

CURRENT PHYSICAL:

In Current Physical DFD process label include the name of people or their positions or the names of computer systems that might provide some of the overall system-processing label includes an identification of the technology used to process the data. Similarly data flows and data stores are often labels with the names of the actual physical media on which data are stored such as file folders, computer files, business forms or computer tapes.

CURRENT LOGICAL:

The physical aspects at the system are removed as much as possible so that the current system is reduced to its essence to the data and the processors that transform them regardless of actual physical form.

NEW LOGICAL:

This is exactly like a current logical model if the user were completely happy with he user were completely happy with the functionality of the current system but had problems with how it was implemented typically through the new logical model will differ from current logical model while having additional functions, absolute function removal and inefficient flows recognized.

NEW PHYSICAL:

The new physical represents only the physical implementation of the new system.

RULES GOVERNING THE DFD'S

PROCESS

- 1) No process can have only outputs.
- 2) No process can have only inputs. If an object has only inputs than it must be a sink.
- 3) A process has a verb phrase label.

DATA STORE

- 1) Data cannot move directly from one data store to another data store, a process must move data.
- 2) Data cannot move directly from an outside source to a data store, a process, which receives, must move data from the source and place the data into data store
- 3) A data store has a noun phrase label.

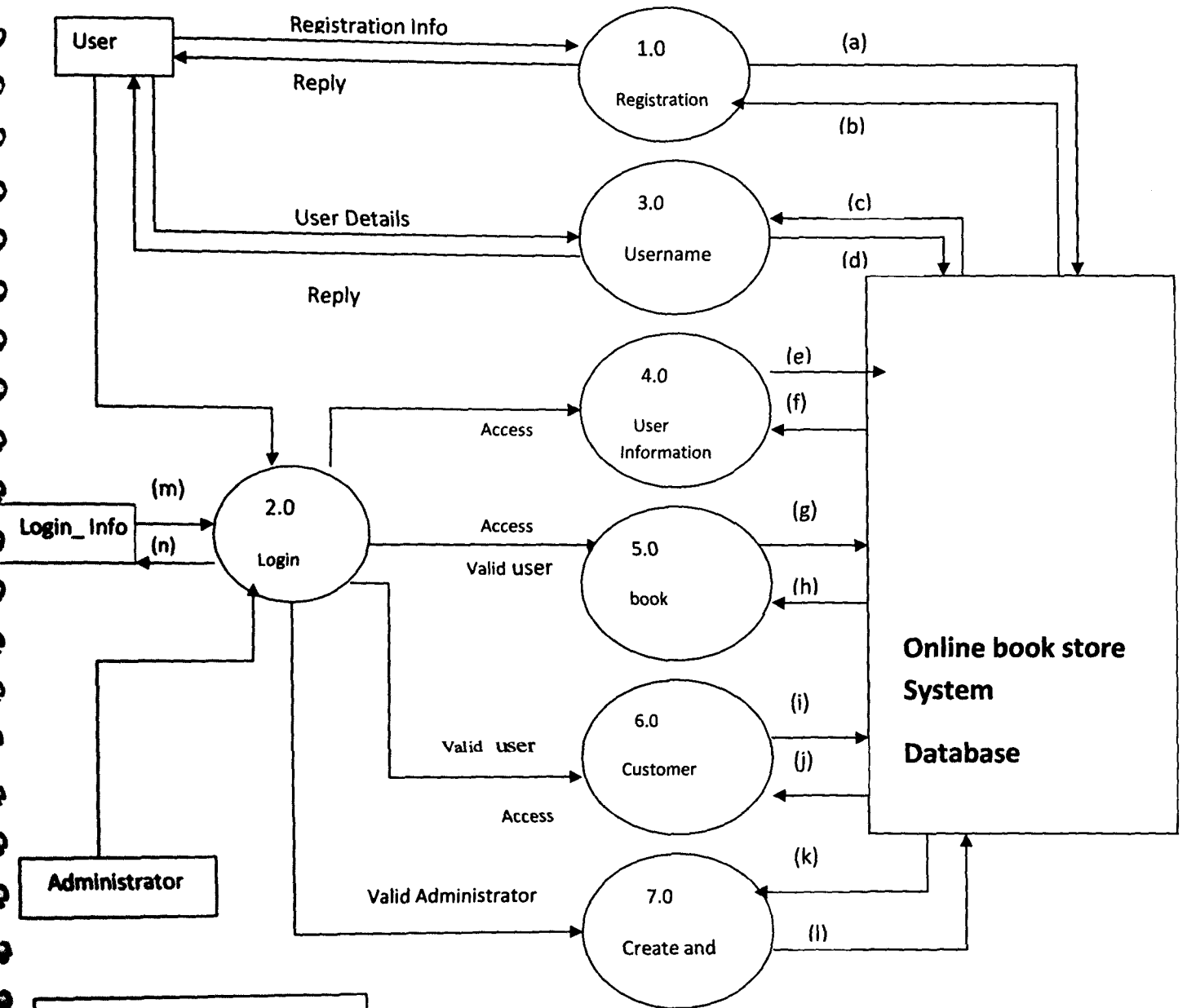
SOURCE OR SINK

The origin and /or destination of data.

- 1) Data cannot move direly from a source to sink it must be moved by a process
- 2) A source and /or sink has a noun phrase land

DATA FLOW

- 1) A Data Flow has only one direction of flow between symbols. It may flow in both directions between a process and a data store to show a read before an update. The later is usually indicated however by two separate arrows since these happen at different type.
- 2) A join in DFD means that exactly the same data comes from any of two or more different processes data store or sink to a common location.
- 3) A data flow cannot go directly back to the same process it leads. There must be atleast one other process that handles the data flow produce some other data flow returns the original data into the beginning process.



- (a) : User Details
- (b) : Response
- (c) : Personal details
- (d) : Reply
- (e) : User Information entry
- (f) : Result Details
- (g) : Loan Application

Fig. Level 1 DFD

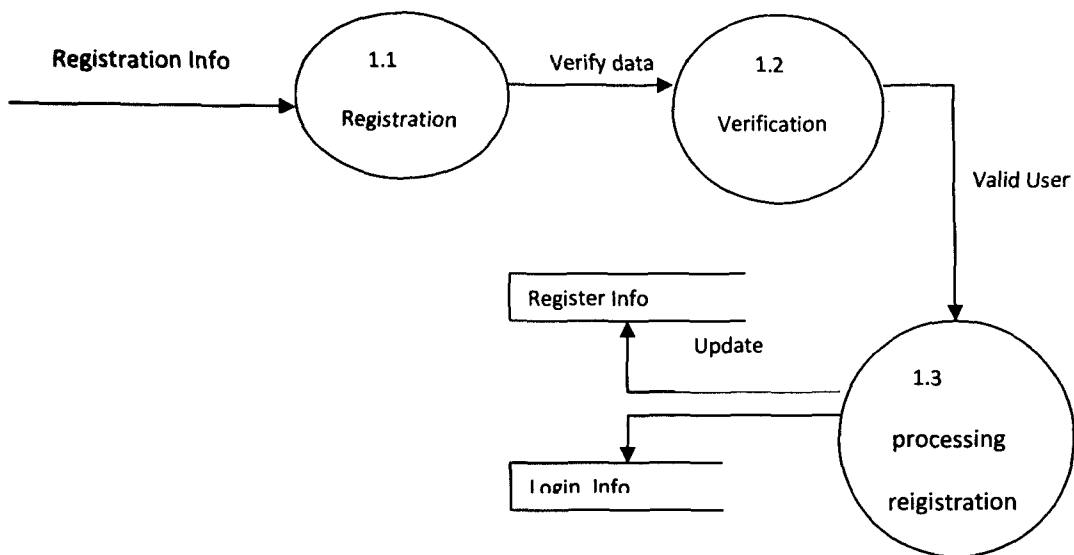


Fig . Level 2 DFD process-1

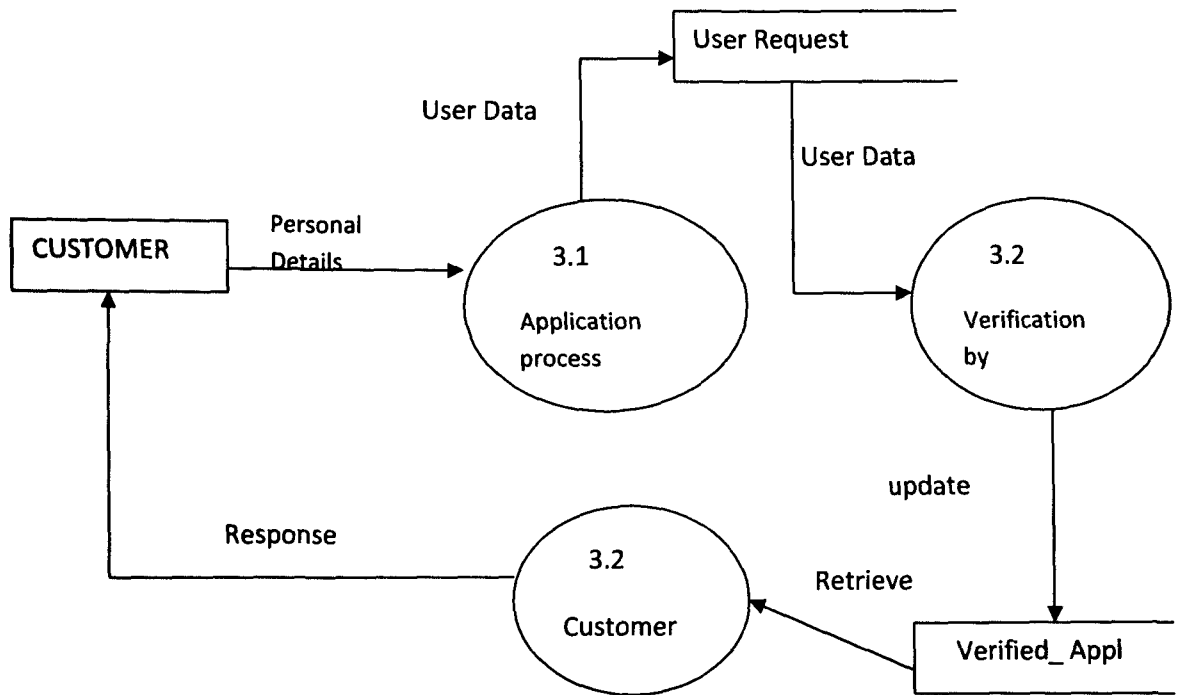


Fig . Level 2 DFD process-2

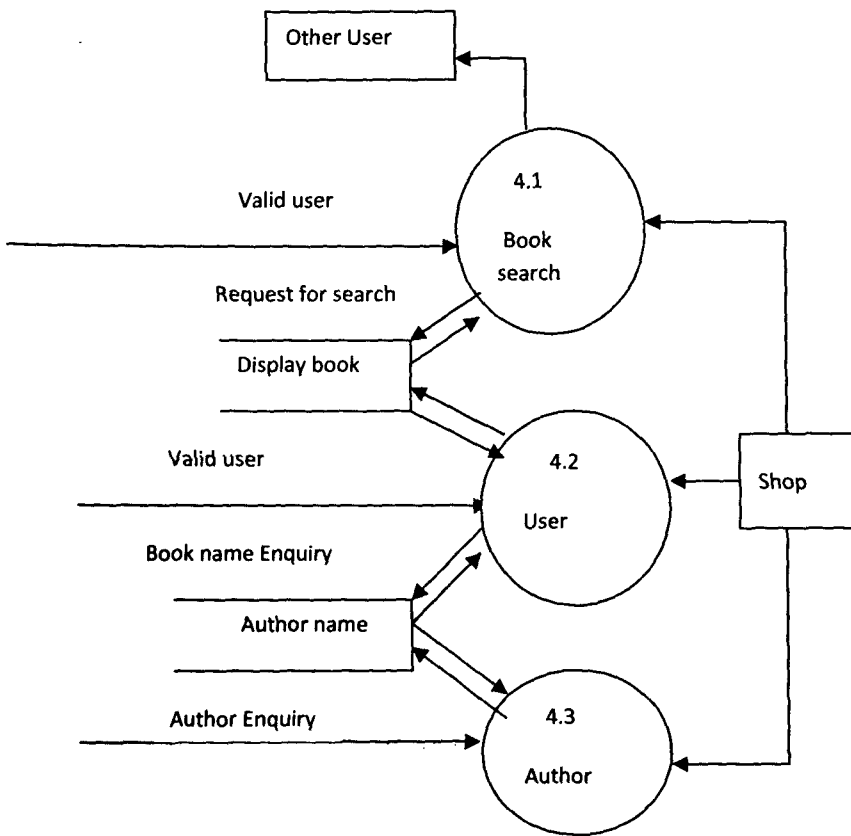


Fig . Level 2 DFD process-3

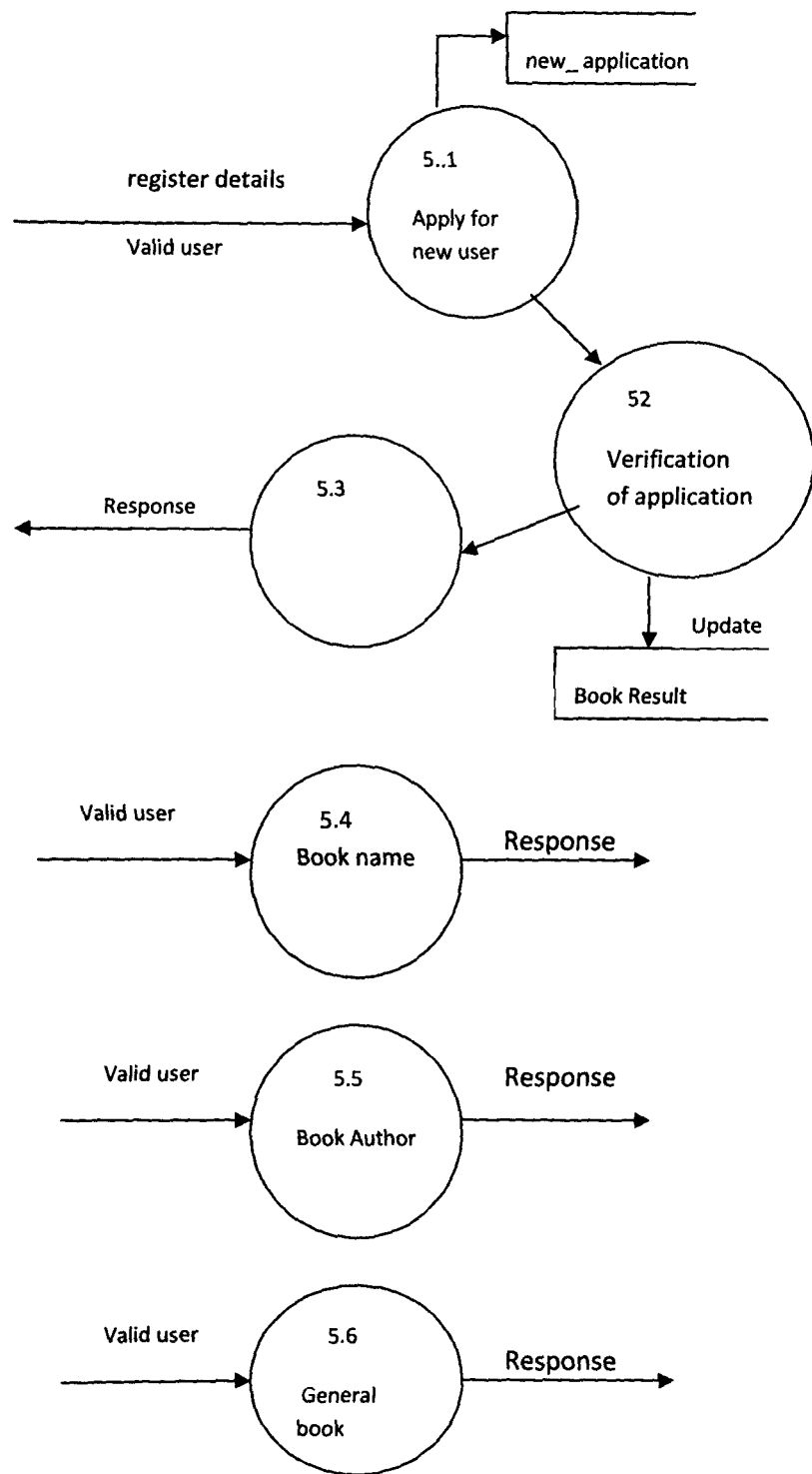


Fig . Level 2 DFD process-4

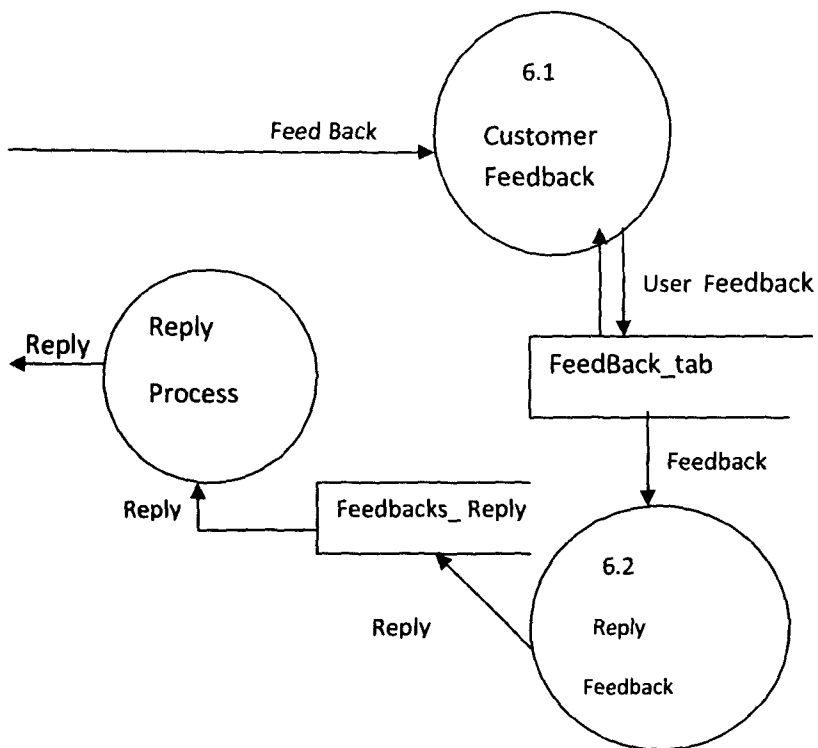


Fig . Level 2 DFD process-5

5.5 DATABASE TABLE:

Column name	Data type	Nullable	Primary key
BOOK NAME	Varchar2	Yes	No
BOOK AUTHOR	Varchar2	Yes	No
PRICE	Decimal	Yes	No
ISBN	Char	No	Yes
CATEGORY	Varchar2	Yes	No
STREAM	Varchar2	Yes	No
PUBLISHER	Varchar2	Yes	No

CHAPTER- 6

CODING

Index.php

```
<!DOCTYPE html PUBLIC "-//W3C//DTD XHTML 1.0 Transitional//EN"
"http://www.w3.org/TR/xhtml1/DTD/xhtml1-transitional.dtd">

<html xmlns="http://www.w3.org/1999/xhtml">

<head>

<title>Online Book Store</title>

        <link                rel="stylesheet"                type="text/css"
href="includes/marquee.css" />

        <script                type="text/javascript"                src="includes/jquery-
1.6.min.js"></script>

        <script                type="text/javascript"                src="includes/farinspace/jquery.imgpreload.min.js"></script>

        <script                type="text/javascript"                src="includes/marquee.js"></script>

<style type="text/css">

    body {

        background-color:#2781BA;

        background-image:url('images/bg1.gif');

    }

    table {
```

```
        border: 0px red solid;

        padding-top:0px;
        margin-top:0px;
        cellspacing:0px;
        cellpadding:0px;
    }
td {
    border:0px green dotted;
}

table.login_tab {
    background:rgba(255,255,255,0.9);
    cellspacing:0px;
    cellpadding:0px;
}

table.main_tab {
    background:rgba(0,0,0,0);
    width:70%;
}

td.login {
    background-color:#C0C0C0;
    padding-left:5px;
    padding-right:5px;
}

td.login_table {
```

```
        background: rgba(248,248,255,1);
        padding-top: 50px;
        padding-left: 40px;
        border-top-left-radius: 10px;
        border-top-right-radius: 10px;
    }
    td.login_nam {
        height: 30px;
        font-size: 13pt;
        color: white;
        background-color: #3b5998;
        padding-left: 5px;
    }
    td.new {
        height: 30px;
        font-weight: none;
        font-size: 11pt;
    }
    a {
        color: #999933;
    }
    a:hover {
        font-size: 12pt;
    }
    td.marquee {
        padding-top: 1px;
```

```
padding-bottom:1px;
padding-left:130px;
background:rgba(0,0,0,1);
border-bottom-left-radius: 10px;
border-bottom-right-radius: 10px;
border-top-left-radius: 10px;
border-top-right-radius: 10px;
}
td.footer {
background-color:#2952A3;
background-image:url('images/tdback1.gif');
border-top: 1px grey solid;
color:#999933;
text-align:center;
font-size:8pt;
padding-bottom:5px;
padding-top:5px;
}
```

```
</style>
```

```
</head>
```

```
<body>
```

```
<table align='center' class='main_tab' cellspacing= "0" cellpadding=
"0">
```

```
<tr>
```

```
<td colspan="2" class="header"></td>
```

```
</td>
```

```

<tr>
<td class="marquee">
    <div class="marquee_container autoplay">
    <div class="marquee_photos"></div>
    <div class="marquee_caption">
        <div class="marquee_caption_content"></div>
    </div>
    <div class="marquee_nav"></div>
</div>
<div class="marquee_panels">
    <!-- Panel -->
    <div class="marquee_panel">
        
        <div class="marquee_panel_caption">
            <h2><font color="red">National Book Agency</h2>
            <p><font color="magenta">* Listed Book Shop in
lonely planet</p><p>* A Member of Association Indian Publisher &
Bookseller</p></p></font></p>
        </div>
    </div>
    <!-- Panel -->
    <div class="marquee_panel">
        
        <div class="marquee_panel_caption">

```

`<h2>Bookseller, Publisher, Distributor & Library Supplier</h2>`

`<p>`

`<pre>`

`Deals:All kinds of Academics & General Books,
Exercise Books, Stationery, Education Cds &
Other Educational Equipment`

`</pre></br></p>`

`</div>`

`</div>`

`</td>`

`</tr>`

``

`<tr>`

`<td class='login_table' align='left'>`

`<form action='logging.php' method='post'>`

`<table class="login_tab">`

`<tr>`

`valign='middle'>userLogin</td>`

`</tr>`

`<tr>`

`<td class='login'>Username:</td>`

`<td class='login'><input type='text' name='username'>`

`</td>`

`</tr>`

`<tr>`

`<td class='login'>Password:</td>`


```
name='password'> </td> <td class='login'><input type='password'
</tr>
<tr>
value='Login'></td> <td class='login' colspan='2'><input type='submit'
</tr>
<tr>
<td colspan="2" class='new'><a
href="admin.php">Administrator Login</a></td>
</tr>
<tr>
<td colspan="2" class='new'><a
href="register.php">Register for a new account</a></td>
</tr>
```

```
</table>
```

```
</form>
```

```
</td>
```

```
</tr>
```

```
<tr>
```

```
<td class="footer">O.B Shopping Mall, Police Bazar
Point, <br/>Shillong_793001, Meghalaya<br/>+91-364-2224507<br/>
```

```
Copyright &copy; Online Book Store System</td>
```

```
</tr>
```

```
</table>
```

```
</body>
```

```
</html>
```

```
Admin.php
```

```
//Adminnistrator login
```

```
<!DOCTYPE html PUBLIC "-//W3C//DTD XHTML 1.0 Transitional//EN"  
"http://www.w3.org/TR/xhtml1/DTD/xhtml1-transitional.dtd">
```

```
<html xmlns="http://www.w3.org/1999/xhtml">
```

```
<head>
```

```
<title>Admin Login page</title>
```

```
<style type="text/css">
```

```
body {
```

```
background-color:#2781BA;
```

```
background-image:url('images/bg1.gif');
```

```
}
```

```
table {
```

```
border: 0px red solid;
```

```
background-color:white;
```

```
padding-top:0px;
```

```
margin-top:0px;
```

```
cellspacing:0px;
```

```
cellpadding:0px;
```

```
}
```

```
td {
```

```
border:0px green dotted;
```

```
}
```

```
table.login_tab {
```

```
background-color:#F8F8FF;
```

```
        cellspacing:0px;
        cellpadding:0px;
    }

table.main_tab {
    background-color:#F8F8FF;
    width:70%;
}

td.login {
    background-color:#COCOCO;
}

td.login_table {
    background-color:#F8F8FF;
    padding-top:50px;
    padding-left:20px;
    padding-bottom:20px;
}

td.login_nam {
    height:30px;
    font-size:13pt;
    color:white;
    background-color:#3b5998;
}

td.new {
    height:30px;
    font-weight:none;
    font-size:11pt;
```

```
)
```

```
a {
```

```
    color:#999933;
```

```
}
```

```
a:hover {
```

```
    font-size:12pt;
```

```
}
```

```
td.footer {
```

```
    background-color:#2952A3;
```

```
    background-image:url('images/tdback1.gif');
```

```
    border-top: 1px grey solid;
```

```
    color:#999933;
```

```
    text-align:center;
```

```
    font-size:8pt;
```

```
    padding-bottom:5px;
```

```
    padding-top:5px;
```

```
}
```

```
p.link {
```

```
    font-size:12pt;
```

```
    text-decoration:underline;
```

```
    padding-left:10px;
```

```
}
```

```
ul {
```

```
    font-size:10pt;
```

```
text-decoration:none;
color:#999933;
list-style-image: url('images/link.png');
}
#links {
border-left:1px #999933 solid;
padding-left:5px;
position:absolute;
top:240px;
left:970px
}
```

```
</style>
```

```
</head>
```

```
<body>
```

```
<table align='center' class='main_tab' cellspacing= "0" cellpadding=
"0">
```

```
<tr>
```

```
<td colspan="2"></td>
```

```
</tr>
```

```
<tr>
```

```
<td class='login_table' align='left'>
```

```
<form action='admins.php' method='post'>
```



```
<table class="login_tab">
  <tr>
    <td colspan="2" class="login_name"
      valign="middle">Administrator Login</td>
  </tr>
  <tr>
    <td class="login">Username:</td>
    <td class="login"><input type="text" name="username">
  </td>
  </tr>
  <tr>
    <td class="login">Password:</td>
    <td class="login"><input type="password"
      name="password"> </td>
  </tr>
  <tr>
    <td class="login" colspan="2"><input type="submit"
      value="Login"></td>
  </tr>
</table>
</form>
</td>
</tr>
<tr>
  <td class="footer">O,B.Shoping Mall,Police Bazar Point<br
/>Shillong_793001,Meghalaya</br>nbashillCopyright &copy; Railway Reservation
System</td>
</tr>
</table>
<h2></h2><div id="links">
  <p class="link">Links</p>
```

```
<ul>

    <li><a href="index.php">Home</a></li>

    <li><a href="index.php">Normal Login</a></li>
</ul>
</div>
</body>
Login.php
<?php
session_start();
if($_SESSION['username'])
    {
        //login_page
    }
else{
    header("location:error.php");
}

?>

<!DOCTYPE html PUBLIC "-//w3c/DTD XHTML 1.0 transitional//EN"
"http://www.w3.org/TR/XHTML1/DTD/XHTML1 - transitional.dtd">

<html>
<head>
<style type="text/css">
    body {
```

```
        background-color: grey;

        background-image:url('NEW.jpg');

    }

table {

        border:0px red solid;

        background-color:white;

        padding-top:0px;

        margin-top:0px;

        cellspacing:0px;

        cellpadding:0px;

    }

td {

        border: 0px green dotted;

        background-color:#F8F8FF;

    }

a {

        font-family:Arial, Helvetica, sans-serif;

        color:#999933;

        text-decoration:none;

    }

a:hover {
```



```
    text-decoration:underline;

    color:#00CC66;

    background-color:yellow;
}

p.user1 {

    font-family:Georgia, "Times New Roman", Times, serif;

    color:#00F;

    font-size:12pt;

    font-style:oblique;

    padding-left:30px;

    text-decoration:none
}

td.user {

    height:50px;

    font-size:18pt;

    padding-left:30px;
}

td.footer {

    background-color:#2952A3;

    background-image:url('images/tdback1.gif');

    font-weight:bold;

    color:#999933;

    text-align:center;

    font-size:8pt;

    padding-bottom:5px;

    padding-top:5px;
}
```

```

p.link {
    font-size:12pt;
    text-decoration:underline;
    padding-left:10px;
}

ul {
    font-size:10pt;
    text-decoration:none;
    color:#999933;
    list-style-image: url('images/link.png');
}

#links {
    border-left:1px #999933 solid;
    padding-left:5px;
    position:absolute;
    top:290px;
    left:970px
}

</style>
</head>
<body>
<table align='center' class='main_tab' cellspacing= "0" cellpadding= "0">
    <tr>
        <td colspan="2"></td>
    </tr>
</table>
<table align="center" width="960px" class='main_tab' cellspacing= "0"
cellpadding= "0">
    <tr>

```

```

        <td ><p class="user1">WELCOME: NATIONAL BOOK AGENCY </td>
    </tr>

    <tr><td class="user" width="800px"><a href="search.php">Search For
Books</a></td>

    </tr><tr><td class="user" width="800px"><a href="about.php">about
us</a></td>

    </tr>

    <tr>

        <td class="user"><a href="search_b.php">Enquiry Author</a></td>

    </tr>

    <tr>

        <td class="user"><a href="logout.php">Logout</a></td>

    </tr>

    <tr>

        <td class="footer">O.B Shopping Mall,Police Bazar
Point,<br/>Shillong_793001,Meghalaya<br/>nbashill@gmail.com<br/>+91-364-
2224507<br/>

        Copyright &copy; O N L I N E B O O K S T O R E S Y S T E M</td>

    </tr>
</table>

</ul>

</div>

</body>

</html>

Register.php
<!DOCTYPE html PUBLIC "-//W3C//DTD XHTML 1.0 Transitional//EN"
"http://www.w3.org/TR/xhtml1/DTD/xhtml1-transitional.dtd">
<html xmlns="http://www.w3.org/1999/xhtml">

```

```
<head>
<title>User Registration Page</title>
<style type="text/css">
    body {
        background:#3A5598;

    }

    table {

        background:rgba(248,248,255, 0.8);

        padding-left:15px;

        padding-right:15px;

        padding-top:15px;

        padding-bottom:15px;

        width:60%;

        border-radius:10px;

        font-family:Verdana, Geneva, sans-serif;

        cellpadding:5px;

        cellspacing:5px;

    }

    td {

        border-bottom: 1px green dotted;

        height:30px;

    }

    span {

        color:red;

        font-size:8pt;

    }

    td.hr {
```

```
border-bottom: 1px blue solid;
font-size:15pt;
color:blue;
font-weight:bold;
}
td.nb {
border-bottom:0px green dotted;
}
td.last_hr {
border-bottom:1px blue solid;
border-bottom-left-radius:2em;
border-bottom-right-radius:2em;
}
</style>
```

```
<script type="text/javascript">
function validateForm()
{
var x=document.forms["reg"]["username"].value
var y=document.forms["reg"]["password"].value
var z=document.forms["reg"]["rpassword"].value
var c=document.forms["reg"]["user id"].value
var a=document.forms["reg"]["fname"].value
var b=document.forms["reg"]["lname"].value
var d=document.forms["reg"]["day"].value
var e=document.forms["reg"]["month"].value
var f=document.forms["reg"]["year"].value
var g=document.forms["reg"]["occupation"].value
```

```
var h=document.forms["reg"]["email"].value
var i=document.forms["reg"]["mobile"].value
var j=document.forms["reg"]["nationality"].value
var k=document.forms["reg"]["address"].value
var l=document.forms["reg"]["city"].value
var m=document.forms["reg"]["state"].value
var n=document.forms["reg"]["zip"].value
var o=document.forms["reg"]["country"].value

if (x==null || x=="")
{
    alert("Username must be filled out");
    return false;
}

if (y==null || y=="")
{
    alert("Please enter your password");
    return false;
}

if (z==null || z=="")
{
    alert("Please re-enter your password");
    return false;
}

if (c=="9")
{
    alert("User id must be filled");
    return false;
}
```

```
if (a==null || b=="")
{
    alert("First name must be filled out");
    return false;
}
```

```
if (b==null || b=="")
{
    alert("Last name must be filled out");
    return false;
}
```

```
if (d=="00")
{
    alert("Please enter a date");
    return false;
}
```

```
if (e=="0")
{
    alert("Please enter month");
    return false;
}
```

```
if (f=="")
{
    alert("Please enter year");
    return false;
}
```

```
if (g=="7")
{
```

```
    alert("Please select your occupation");
    return false;
}
var atpos=h.indexOf("@");
var dotpos=h.lastIndexOf(".");
if (atpos<1 || dotpos<atpos+2 || dotpos+2>=h.length)
{
    alert("Not a valid e-mail address");
    return false;
}
if (i==null || i=="")
{
    alert("Please enter your mobile number");
    return false;
}
if (j=="")
{
    alert("Please select your nationality");
    return false;
}
if (k==null || k=="")
{
    alert("Address must be filled out");
    return false;
}
if (l=="")
{
    alert("Please select your city");
```



```
    return false;
}
if (m=="")
{
    alert("Please select your state");
    return false;
}
if (n==null || == "")
{
    alert("Please enter pincode");
    return false;
}
if (o=="")
{
    alert("Please select your country");
    return false;
}
}
</script>
</head>
<body>
<form name="reg" action='insert.php' onsubmit="return validateForm();"
method='post'>
<table align="center">
    <tr>
        <td class="hr" colspan="2"> <div align="center">National Book
Agency </td></div>
    </tr>
</table>
</body>
</html>
```

```

<tr>
    <td class="hr" colspan="2">Individual Registration
    &nbsp;<span>&#40;* fields are Mandatory&#41;</span></td>
</tr>

<tr>
    <td colspan="2"><br /></td>
</tr>

<tr>
    <td colspan="2"><br /></td>
</tr>

<tr>
    <td>User-Id</td><td><input type="text" name="user-id" size="15"
maxlength="15"></td>
</tr>

<tr>
    <td>Username</td><td><input type="text" name="username" size="20"
maxlength="20">*&#40;max 12 characters&#41;</td>
</tr>

<tr>
    <td>Password</td><td><input type="password" name="password"
size="30" maxlength="30">*</td>
</tr>

<tr>
    <td>Re-enter Password</td><td><input type="password"
name="rpassword" size="30" maxlength="30">*</td>
</tr>

<tr>
    <td>First name</td>
    <td><input type="text" name="fname" size="15"
maxlength="15"></td>

```



```
<option value="1992">1992</option>
<option value="1991">1991</option>
<option value="1990">1990</option>
<option value="1989">1989</option>
<option value="1988">1988</option>
<option value="1987">1987</option>
<option value="1986">1986</option>
<option value="1985">1985</option>
<option value="1984">1984</option>
<option value="1983">1983</option>
<option value="1982">1982</option>
<option value="1981">1981</option>
<option value="1980">1980</option>
</select>&nbsp;&nbsp;&nbsp;&nbsp;&nbsp;&nbsp;&nbsp;&nbsp;&nbsp;&nbsp;&nbsp;
```

```
<select name="month">
<option selected="selected" value="0">MM</option>
<option value="1">Jan</option>
<option value="2">Feb</option>
<option value="3">Mar</option>
<option value="4">Apr</option>
<option value="5">May</option>
<option value="6">Jun</option>
<option value="7">Jul</option>
<option value="8">Aug</option>
<option value="9">Sep</option>
<option value="10">Oct</option>
<option value="11">Nov</option>
```



```
<option value="24">24</option>
<option value="25">25</option>
<option value="26">26</option>
<option value="27">27</option>
<option value="28">28</option>
<option value="29">29</option>
<option value="30">30</option>
<option value="31">31</option>
</select>
```

```
</td>
```

```
</tr>
```

```
<tr>
```

```
<td>occupation</td>
```

```
<td><select name="occupation">
```

```
<option selected="selected" value="7">--Select One--</option>
```

```
<option value="0">Government</option>
```

```
<option value="1">Public</option>
```

```
<option value="2">Private</option>
```

```
<option value="3">Professional</option>
```

```
<option value="4">Self Employed</option>
```

```
<option value="5">Student</option>
```

```
<option value="6">Other</option>
```

```
</select></td>
```

```
</tr>
```

```
<tr>
```

```
<td>E-mail id</td>
```

```
        <td><input          type="text"          name="email"          size="30"
maxlength="30">*<span>your password will be sent to this email id</span></td>
```

```
</tr>
```

```
<tr>
```

```
        <td>Mobile</td>
```

```
        <td>+91<input          type="text"          name="mobile"          size="10"
maxlength="10"></td>
```

```
</tr>
```

```
<tr>
```

```
        <td>Nationality</td>
```

```
        <td><select name="nationality">
```

```
<option value="" selected="selected">-- Select One --</option>
```

```
<option value="India">Indian</option>
```

```
<option value="Afghanistan">Afghanistan</option>
```

```
<option value="Albania">Albania</option>
```

```
<option value="Algeria">Algeria</option>
```

```
<option value="Andorra">Andorra</option>
```

```
<option value="Angola">Angola</option>
```

```
<option value="Not Listed">Not Listed</option>
```

```
</select></td>
```

```
</tr>
```

```
<tr>
```

```
        <td colspan="2"><br /></td>
```

```
</tr>
```

```
<tr>
```

```
        <td class="hr" colspan="2">Residential Address</td>
```

```
</tr>
```



```
</style>
```

```
</head>
```

```
<body bgcolor="magenta">
```

```
<div align="center">
```

```

```

```
</div>
```

```
<div id="link">
```

```
<a href="index.php"><input type="button" class="but" value="Go to login  
page"></a>
```

```
</div>
```

```
</body>
```

```
</html>
```

```
Insert.php
```

```
<?php
```

```
//connecting to the database
```

```
$con = mysql_connect('localhost','xjune34','1234');
```

```
if (!$con){
```

```
    die('Could not connect: ' . mysql_error());
```

```
}
```

```
// Create database
```

```
if (mysql_query("CREATE DATABASE IF NOT EXISTS reg_db",$con))
```

```
{
```

```
    echo "Database created";
```

```
}
```

```
else
```

```
{
```

```
echo "Error creating database: " . mysql_error();  
}
```

```
// Create table
```

```
mysql_select_db("reg_db", $con);
```

```
$sql = "CREATE TABLE IF NOT EXISTS register
```

```
(
```

```
user_ID int NOT NULL AUTO_INCREMENT,
```

```
PRIMARY KEY(user_ID),
```

```
username varchar(20),
```

```
password varchar(20),
```

```
Rpassword varchar(20),
```

```
firstname varchar(30),
```

```
lastname varchar(30),
```

```
gender varchar(10),
```

```
marital varchar(20),
```

```
year int(4),
```

```
month varchar(20),
```

```
day int(2),
```

```
occupation varchar(20),
```

```
email varchar(30),
```

```
mobile int(10),
```

```
nationality varchar(15),
```

```
address varchar(50),
```

```
address1 varchar(50),
```

```
address2 varchar(50),
```

```
city varchar(10),
```

```
state varchar(10),
```

```
zip int(10),
country varchar(10)
)";
```

```
mysql_query($sql,$con);
```

```
mysql_select_db("reg_db", $con);
```

```
$sql="INSERT INTO register(username, password, Rpassword, firstname,
lastname,user_ID, gender, marital, year, month, day, occupation, email,
mobile,
```

```
nationality, address, address1, address2, city, state, zip, country)
```

```
values      ('$_POST[username]',          '$_POST[password]',
'$_POST[rpassword]','$_POST[fname]','$_POST[lname]','$_POST[user_ID]',
           '$_POST[gender]','$_POST[maritalstatus]','$_POST[year]'
,'$_POST[month]' , '$_POST[day]' , '$_POST[occupation]', '$_POST[email]',
'$_POST[mobile]',          '$_POST[nationality]',          '$_POST[address]',
'$_POST[address2]', '$_POST[address3]', '$_POST[city]',
           '$_POST[state]', '$_POST[zip]', '$_POST[country]');"

```

```
if(!mysql_query($sql,$con)){
```

```
    die("error:" .mysql_error());
```

```
}
```

```
header('Location:thank.php');
```

```
mysql_close($con);
```

```
?>
```

```
Search.php
```

```
<!DOCTYPE HTML PUBLIC "-//W3C//DTD HTML 4.01//EN"
"http://www.w3.org/TR/html4/strict.dtd">
```

```
<html>
```

```
<head>
```

```
<title>search for books</title>
```

```
<style type="text/css">
```

```
  body {
```

```
    font-family:Arial, Helvetica, sans-serif;
```

```
    margin:auto;
```

```
    color:#C0FF3E;
```

```
    background:url("NEW.jpg");
```

```
    background-repeat:no-repeat;
```

```
  }
```

```
  table{
```

```
    padding-left:30px;
```

```
  }
```

```
  td{
```

```
    border:0px yellow solid;
```

```
    text-align:right;
```

```
    font-weight:bold;
```

```
  }
```

```
  #main{
```

```
    border:0px red solid;
```

```
    border-radius:5px;
```

```
    border-top-right-radius:90px;
```

```
    border-bottom-left-radius:90px;
```

```
background:rgba(255,236,139,0.3);
box-shadow:15px 15px 15px #333;
position:absolute;
padding-left:35px;
padding-bottom:15px;
top:50px; left:100px;
width:700px;
```

```
}
```

```
</style>
```

```
</head>
```

```
<body>
```

```
<div id="main">
```

```
<form name="#" action="b.php" method="post">
```

```
<h2>ENTER THE FOLLOWING FIELDS TO FIND A BOOK</h2>
```

```
<table>
```

```
<tr>
```

```
<td>BOOK NAME</td> <td><input type="text" name="b_name"
placeholder="enter your book name here" size="30" /></td>
```

```
</tr>
```

```
<tr>
```

```
<td>BOOK AUTHOR</td> <td><input type="text" name="b_author"
placeholder="enter your book author here" size="30" /></td>
```

```
</tr>
```

```
<tr>
```

```
<td>STREAM</td>
```

```
<td>
```

```
<input name="stream" type="hidden">
```



```
<select name="stream">
<option value="" selected="selected">Stream</option>
<option value="Science">Science</option>
<option value="Computer Science">Computer Science</option>
<option value="Engineer">Engineer</option>
<option value="Commerce">Commerce</option>
<option value="Management">Management</option>
<option value="Arts">Arts</option>
<option value="General">General</option>
</select>&nbsp;&nbsp;&nbsp;
```

```
<select name="Category">
<option selected="selected" value="0">category</option>
<option value="University">university</option>
<option value="College">college</option>
<option value="School">school</option>
</select>
```

```
</td>
```

```
</tr>
```

```
<tr>
```

```
    <td colspan="2"><input type="submit" value="Find Book" /> <input
type="reset" value="Clear Fields" /></td>
```

```
</tr>
```

```
</table>
```

```
</form>
```

```
<div id="back"><a href="login.php">GoBack</a></div>
```

```
</div>
```

```
</body>
```

Function.php

```
<?php
```

```
function logged_in() {  
    return isset ($_SESSION['user_ID']);  
}
```

```
function login_check($email, $password) {  
}
```

```
function user_data() {  
}
```

```
function user_register($email, $name, $password) {  
}
```

```
function user_exists($email) {  
}
```

Search_b.php

```
<!DOCTYPE HTML PUBLIC "-//W3C//DTD HTML 4.01//EN"  
"http://www.w3.org/TR/html4/strict.dtd">
```

```
<html>
```

```
<head>
```

```
<title>search for books</title>
```

```
<style type="text/css">
```

```
body {
```

```
font-family:Arial, Helvetica, sans-serif;
```

```
margin:auto;
```

```
        color:CC00T;

        background:url("search.jpg");

        background-repeat:no-repeat;

    }

table{

        padding-left:30px;

    }

td{

        border:0px yellow solid;

        text-align:right;

        font-weight:bold;

    }

#main{

        border:0px red solid;

        border-radius:5px;

        border-top-right-radius:90px;

        border-bottom-left-radius:90px;

        background:rgba(255,236,139,0.3);

        box-shadow:15px 15px 15px #333;

        position:absolute;

        padding-left:35px;

        padding-bottom:15px;

        top:50px; left:100px;

        width:700px;
```

```
}
```

```
</style>
```

```
</head>
```

```
<body>
```

```
<div id="main">
```

```
<form name="#" action="p.php" method="post">
```

```
<h2>ENTER THE FOLLOWING FIELDS TO FIND A BOOK</h2>
```

```
<table>
```

```
<tr>
```

```
<td>BOOK AUTHOR</td> <td><input type="text" name="b_author"
placeholder="enter your book id here" size="30" /></td>
```

```
</tr>
```

```
<tr>
```

```
<td colspan="2"><input type="submit" value="Find Book" /> <input
type="reset" value="Clear Fields" /></td>
```

```
</tr>
```

```
</table>
```

```
</form>
```

```
<div id="back"><a href="login.php">GoBack</a></div>
```

```
</div>
```

```
</body>
```

```
b.php
```

```
<html>
```

```
<head>
```

```
<title>Dogs</title>
```

```

</head>
<body>
<strong>YOUR SEARCHING DETAILS:</strong><br>
<?php
$b_author = $_POST['b_author'];

// connect to database.
$con=mysql_connect('localhost','xjune34','1234') or die(mysql_error());

mysql_select_db("reg_db") or die(mysql_error());

// we'll select all the information in the database for five dogs.
$query = "SELECT * FROM book
        WHERE b_author like '%$b_author%'";

// actually "do" the query.
$result = mysql_query($query);

        //echo      "<i><font      size='3pt'      color='red'>$num_rows      results
found.</font></i>";

        echo "<table>";

        echo                                "<tr><th>b_name</th>
<th>b_author</th><th>price</th><th>isbn</th><th>category</th>
<th>stream</th><th>publisher</th></tr>";

// for every dog we selected, run the following block.
while ($row = mysql_fetch_array($result))
{
    // display information for each dog.
    echo "<tr><td>";

```

```
echo " $row[b_name]";
    echo "</td><td>";
echo " $row[b_author]";
    echo "</td><td>";
echo " $row[price]";
    echo "</td><td>";
echo " $row[isbn]";
    echo "</td><td>";
echo " $row[category]";
    echo "</td><td>";
echo " $row[stream]";
    echo "</td><td>";
echo " $row[publisher]";
    echo "</td><td>";
echo " $row[copies]";
    echo "</td></tr>";
}
echo "</table>";
?>
<hr>
<div id="two">
    <a href="search.php">Make Another Search</a>
</div>
</body>
</html>
p.php
<html>
```

```

<head>
    <title>Dogs</title>
</head>
<body>
<strong>YOUR SEARCHING DETAILS:</strong><br>
<?php
$b_author = $_POST['b_author'];

// connect to database.
$con=mysql_connect('localhost','xjune34','1234') or die(mysql_error());

mysql_select_db("reg_db") or die(mysql_error());

// we'll select all the information in the database for five dogs.
$query = "SELECT * FROM book
        WHERE b_author like '%$b_author%'";

// actually "do" the query.
$result = mysql_query($query);

        //echo    "<i><font    size='3pt'    color='red'>$num_rows    results
found.</font></i>";

        echo "<table>";

        echo                                "<tr><th>b_name</th>
<th>b_author</th><th>price</th><th>isbn</th><th>category</th>
<th>stream</th><th>publisher</th></tr>";

// for every dog we selected, run the following block.
while ($row = mysql_fetch_array($result))
{

```

```
// display information for each dog.
echo "<tr><td>";
echo " $row[b_name]";
echo "</td><td>";
echo " $row[b_author]";
echo "</td><td>";
echo " $row[price]";
echo "</td><td>";
echo " $row[isbn]";
echo "</td><td>";
echo " $row[category]";
echo "</td><td>";
echo " $row[stream]";
echo "</td><td>";
echo " $row[publisher]";
echo "</td><td>";
echo " $row[copies]";
echo "</td></tr>";

}

echo "</table>";

?>

<hr>

<div id="two">
    <a href="search.php">Make Another Search</a>
</div>
</body>
</html>

Alert.php
```



```
<html>
<head>
<title>alert page</title>
<style type="text/css">
    body{
        font-family:Georgia, "Times New Roman", Times, serif;
        font-size:18px;
    }
</style>
</head>

<body>
<p>Sorry!! You cant proceed without empty fields..!!!!!!</p>
<p><a href="search.php">Click here to start the process again</a></p>
</body>
</html>
```

Logout.php

```
<?php
session_start();
session_destroy();
header('location:index.php');
exit();
?>
```

Lougout1.php

```
<?php
session_start();
session_destroy();
header('location:admin.php');
```

```
exit();
?>
Admins.php
<html>
<head>
<style type="text/css">
    body {
        background-color: grey;
        background-image:url('NEW.jpg');
    }

    table {
        border:0px red solid;
        background-color:white;
        padding-top:0px;
        margin-top:0px;
        cellspacing:0px;
        cellpadding:0px;
    }

    td {
        border: 0px green dotted;
        background-color:#F8F8FF;
    }

    a {
        font-family:Arial, Helvetica, sans-serif;
```

```
        color:#999933;

        text-decoration:none;

    }

    a:hover {

        text-decoration:underline;

        color:#00CC66;

        background-color:yellow;

    }

    p.user1 {

        font-family:Georgia, "Times New Roman", Times, serif;

        color:#00F;

        font-size:12pt;

        font-style:oblique;

        padding-left:30px;

        text-decoration:none

    }

    td.user {

        height:50px;

        font-size:18pt;

        padding-left:30px;

    }

    td.footer {

        background-color:#2952A3;
```



```
background-image:url('images/tdback1.gif');
font-weight:bold;
color:#999933;
text-align:center;
font-size:8pt;
padding-bottom:5px;
padding-top:5px;
}
```

```
p.link {
    font-size:12pt;
    text-decoration:underline;
    padding-left:10px;
}
```

```
ul {
    font-size:10pt;
    text-decoration:none;
    color:#999933;
    list-style-image: url('images/link.png');
}
```

```
#links {
    border-left:1px #999933 solid;
    padding-left:5px;
    position:absolute;
    top:290px;
    left:970px;
}
```

```
</style>
```

```
</head>
```

```
<body>
```

```
<table align='center' class='main_tab' cellspacing= "0" cellpadding= "0">
```

```
<tr>
```

```
<td colspan="2"></td>
```

```
</tr>
```

```
</table>
```

```
<table align="center" width="960px" class='main_tab' cellspacing= "0" cellpadding= "0">
```

```
<tr>
```

```
<td ><p class="user1">WELCOME: NATIONAL BOOK AGENCY </p></td>
```

```
</tr>
```

```
<tr>
```

```
</tr>
```

```
<tr>
```

```
<td class="user" width="800px"><a href="add.php">Add  
Books</a></td>
```

```
</tr>
```

```
<tr>
```

```
<td class="user" width="800px"><a href="upda.php">Edit  
books</a></td>
```

```
</tr>
```

```
<tr>
```

```
<td class="user"><a href="delete.php">delete books</a></td>
```

```

</tr>
<tr>
    <td class="user"><a href="logout.php">Logout</a></td>
</tr>
<tr>
    <td class="footer">O.B      Shopping      Mall,Police      Bazar
Point,<br/>Shillong_793001,Meghalaya<br/>nbashill@gmail.com<br/>+91-364-
2224507<br/>
    Copyright &copy; O N L I N E B O O K S T O R E S Y S T E M</td>
</tr>
</table>
</ul>
</div>
</body>
</html>
b.php
<html>
<head>
    <title>Dogs</title>
</head>
<body>
<strong>YOUR SEARCHING DETAILS:</strong><br>
<?php
$b_author =$_POST['b_author'];

// connect to database.
$con=mysql_connect('localhost','xjune34','1234') or die(mysql_error());

mysql_select_db("reg_db") or die(mysql_error());

```

```

// we'll select all the information in the database for five dogs.
$query = "SELECT * FROM book
        WHERE b_author like '%$b_author%'";
// actually "do" the query.
$result = mysql_query($query);

//echo    "<i><font    size='3pt'    color='red'>$num_rows    results
found..</font></i>";

    echo "<table>";

    echo                                     "<tr><th>b_name</th>
<th>b_author</th><th>price</th><th>isbn</th><th>category</th>
<th>stream</th><th>publisher</th></tr>";

// for every dog we selected, run the following block.
while ($row = mysql_fetch_array($result))
{
    // display information for each dog.

    echo "<tr><td>";

    echo " $row[b_name]";

    echo "</td><td>";

    echo " $row[b_author]";

    echo "</td><td>";

    echo " $row[price]";

    echo "</td><td>";

    echo " $row[isbn]";

    echo "</td><td>";

    echo " $row[category]";

    echo "</td><td>";
}

```

```

// we'll select all the information in the database for five dogs.
$query = "SELECT * FROM book
        WHERE b_author like '%$b_author%'";

// actually "do" the query.
$result = mysql_query($query);

//echo    "<i><font    size='3pt'    color='red'>$num_rows    results
found.</font></i>";

    echo "<table>";

    echo                                     "<tr><th>b_name</th>
<th>b_author</th><th>price</th><th>isbn</th><th>category</th>
<th>stream</th><th>publisher</th></tr>";

// for every dog we selected, run the following block.
while ($row = mysql_fetch_array($result))
{
    // display information for each dog.
    echo "<tr><td>";
    echo " $row[b_name]";
    echo "</td><td>";
    echo " $row[b_author]";
    echo "</td><td>";
    echo " $row[price]";
    echo "</td><td>";
    echo " $row[isbn]";
    echo "</td><td>";
    echo " $row[category]";
    echo "</td><td>";
}

```



```

// we'll select all the information in the database for five dogs.
$query = "SELECT * FROM book
        WHERE b_author like '%$b_author%'";

// actually "do" the query.
$result = mysql_query($query);

//echo    "<i><font    size='3pt'    color='red'>$num_rows    results
found.</font></i>";

    echo "<table>";

    echo                                "<tr><th>b_name</th>
<th>b_author</th><th>price</th><th>isbn</th><th>category</th>
<th>stream</th><th>publisher</th></tr>";

// for every dog we selected, run the following block.
while ($row = mysql_fetch_array($result))
{
    // display information for each dog.

    echo "<tr><td>";

    echo " $row[b_name]";

    echo "</td><td>";

    echo " $row[b_author]";

    echo "</td><td>";

    echo " $row[price]";

    echo "</td><td>";

    echo " $row[isbn]";

    echo "</td><td>";

    echo " $row[category]";

    echo "</td><td>";
}

```

```

// we'll select all the information in the database for five dogs.
$query = "SELECT * FROM book
        WHERE b_author like '%$b_author%'";

// actually "do" the query.
$result = mysql_query($query);

//echo    "<i><font    size='3pt'    color='red'>$num_rows    results
found..</font></i>";

    echo "<table>";

    echo                                     "<tr><th>b_name</th>
<th>b_author</th><th>price</th><th>isbn</th><th>category</th>
<th>stream</th><th>publisher</th></tr>";

// for every dog we selected, run the following block.
while ($row = mysql_fetch_array($result))
{
    // display information for each dog.
    echo "<tr><td>";
    echo " $row[b_name]";
    echo "</td><td>";
    echo " $row[b_author]";
    echo "</td><td>";
    echo " $row[price]";
    echo "</td><td>";
    echo " $row[isbn]";
    echo "</td><td>";
    echo " $row[category]";
    echo "</td><td>";

```

```

    echo " $row[stream]";
        echo "</td><td>";
    echo " $row[publisher]";
        echo "</td><td>";
    echo " $row[copies]";
        echo "</td></tr>";
}
echo "</table>";
?>
<hr>
<div id="two">
    <a href="search.php">Make Another Search</a>
</div>

</body>
</html>
b.php
//Display informayion
<!DOCTYPE HTML PUBLIC "-//W3C//DTD HTML 4.01//EN"
"http://www.w3.org/TR/html4/strict.dtd">
<html>
<head>
    <title>results</title>
    <style type = "text/css">
        body{
            // background:url(back.jpg);
        }
        a{
            color:black;

```

```
        text-decoration:none;
    }
    a:hover{
        color:rgba(255,255,255,0.8);
    }
    table{
        border-radius:10px;
        padding-top:10px;
        padding-bottom:10px;
        background:rgba(255,250,205,0.3);
    }
    th{
        background:white;
        text-align:center;
        padding-left:10px;
        padding-right:10px;
    }
    td{
        text-align:center;
        background:blue;
        padding-left:10px;
        padding-right:10px;
    }
    #php{
        position:absolute;
        top:30px;
```

```
    left:230px;
    padding:50px;
    border-radius:50px;
    background:rgba(255,255,2,0.3);
    box-shadow:0 0 15px 10px white;
}
```

```
#two{
    position:relative;
    top:37px;
    left:33px;
    width:180px;
    background:rgba(234,78,21,0.9);
    padding:5px;
    border-radius:60px;
    text-align:center;
}
```

```
.button{
    position:relative;
    top:25px;
    left:30px;
    width:150px;
    background:rgba(234,78,21,0.9);
    padding:5px;
    border-radius:60px;
    text-align:center;
}
```

```

</style>
</head>
<body style='font-family:arial;font-size:13pt;'>
<div id="php">
<strong>YOUR SEARCHING DETAILS:</strong>
<?php
$b_name = $_POST['b_name'];

// connect to database.
$con=mysql_connect('localhost','xjune34','1234') or die(mysql_error());

mysql_select_db("reg_db") or die(mysql_error());

// we'll select all the information in the database for five dogs.
$query = "SELECT * FROM book
WHERE b_name like '%$b_name%' ";

// actually "do" the query.
$result = mysql_query($query);

//echo "<i><font size='3pt' color='red'>$num_rows results
found.</font></i>";

echo "<table>";

echo "<tr><th>Book_Name</th> <th>Book_Author</th> <th> Price</th> <th>
ISBN</th> <th>Category</th> <th> Stream</th> <th> Publisher</th><th>Number
Of Copies</th></tr>";

// for every dog we selected, run the following block.

```

```
while ($row = mysql_fetch_array($result))
{
    // display information for each dog.
    echo "<tr><td>";
    echo " $row[b_name]";
    echo "</td><td>";
    echo " $row[b_author]";
    echo "</td><td>";
    echo " $row[price]";
    echo "</td><td>";
    echo " $row[isbn]";
    echo "</td><td>";
    echo " $row[category]";
    echo "</td><td>";
    echo " $row[stream]";
    echo "</td><td>";
    echo " $row[publisher]";
    echo "</td><td>";
    echo " $row[copies]";
    echo "</td></tr>";
}
echo "</table>";
?>
<hr>
<div id="two">
    <a href="search.php">Make Another Search</a>
</div>
</body>
```

```
</html>
```

```
Add.php
```

```
<?php
```

```
/*
```

```
 * To change this license header, choose License Headers in Project  
Properties.
```

```
 * To change this template file, choose Tools | Templates
```

```
 * and open the template in the editor.
```

```
*/
```

```
?>
```

```
<form name="reg" action="inbook.php" onsubmit="return validateForm()"  
method="post">
```

```
<table width="274" border="0" align="center" cellpadding="0" cellspacing="0">
```

```
  <body bgcolor="">
```

```
  <h1><div align="center" <p style ="color:red">National Book Agency  
</h1></div></text>
```

```
  <tr>
```

```
    <td width="95"><div align="right">Number Of Copies:</div></td>
```

```
    <td width="171"><input type="text" name="copies" /></td>
```

```
</tr>
```

```
<tr>
```

```
  <td width="95"><div align="right">Book name:</div></td>
```

```
  <td width="171"><input type="text" name="b_name" /></td>
```

```
</tr>
```

```
<tr>
```



```
<td><div align="right">Book author:</div></td>
<td><input type="text" name="b_author" /></td>
</tr>

<tr>
<td><div align="right">Price:</div></td>
<td><input type="text" name="price" /></td>
</tr>

<tr>
<td><div align="right">ISBN:</div></td>
<td><input type="text" name="isbn" /></td>
</tr>

<tr>
<td><div align="right">Category:</div></td>
<td><input type="text" name="category" /></td>
</tr>

<tr>
<td><div align="right">Stream:</div></td>
<td><input type="text" name="stream"/></td>
</tr>

<tr>
<td><div align="right">published:</div></td>
<td><input type="text" name="publisher" /></td>
</tr>

<tr>
<td><div align="right"></div></td></text>
<td><input name="submit" type="submit" value="Submit" /></td>
</tr>
```

</table>

</form>

Inbook.php

<?php

//connecting to the database

\$con = mysql_connect('localhost','xjune34','1234');

if (!\$con){

die('Could not connect: ' . mysql_error());

}

// Create database

if (mysql_query("CREATE DATABASE IF NOT EXISTS reg_db",\$con))

{

echo "Database created";

}

else

{

echo "Error creating database: " . mysql_error();

}

// Create table

mysql_select_db("reg_db", \$con);

\$sql = "CREATE TABLE IF NOT EXISTS book

(

copies int,

b_name varchar(30),

b_author varchar(30),

```

price decimal(4,0),
isbn char(50)NOT NULL,
PRIMARY KEY(isbn),
category varchar(15),
stream varchar(10),
publisher varchar(50)
)";

mysql_query($sql,$con);
mysql_select_db("reg_db", $con);

$sql="INSERT INTO book(copies,b_name, b_author, price, isbn, category,
stream, publisher)
        values ('$_POST[copies]','$_POST[b_name]', '$_POST[b_author]',
'$_POST[price]',
'$_POST[isbn]','$_POST[category]','$_POST[stream]','$_POST[publisher]')";

if(!mysql_query($sql,$con)){
    die("error:" .mysql_error());
}

header('Location:admins.php');
mysql_close($con);
?>

Update.php

<html>

<form name="reg" action="update.php" onsubmit="return validateForm()"
method="post">

<table width="274" border="0" align="center" cellpadding="0" cellspacing="0">

    <body bgcolor="">

```

```
<h1><div align="center" <p style="color:red">National Book Agency
</h1></div></text>
```

```
<tr>
```

```
<td width="95"><div align="right">Book name:</div></td>
```

```
<td width="171"><input type="text" name="b_name" /></td>
```

```
</tr>
```

```
<tr>
```

```
<td><div align="right">Book author:</div></td>
```

```
<td><input type="text" name="b_author" /></td>
```

```
</tr>
```

```
<tr>
```

```
<td><div align="right">ISBN:</div></td>
```

```
<td><input type="text" name="isbn" /></td>
```

```
</tr>
```

```
<tr>
```

```
<td><div align="right"></div></td></text>
```

```
<td> <input name="submit" type="submit" value="Submit" /></td>
```

```
</tr>
```

```
</table>
```

```
</form>
```

```
</html>
```

```
Update1.php
```

```
// For Update
```

```
<?php
```

```

//connecting to the database
$con = mysql_connect('localhost','xjune34','1234');
$book_name=$_POST['b_name'];
$author=$_POST['b_author'];
$key=$_POST['isbn'];

$sql="UPDATE    book    SET    b_name='$book_name',b_author='$author'    WHERE
isbn=$key";

$result = mysql_query($sql);

if($result)

echo "<h2><font color='green'>Record has been successfully modified.";

//session_destroy();

//die(header('Location:login.php'));

else

echo "<h2><font color ='green'>Some error has occurred while updating
record.";

}

}

else

echo "<h2><font color='red'>Sorry!!!You have not given phone reference
number.";

?>

Delete.php

<html>

<form name="reg" action="delete.php" onsubmit="return validateForm()"
method="post">

<table width="274" border="0" align="center" cellpadding="0" cellspacing="0">

<body bgcolor="">

```

```
<h1><div align="center" <p style="color:red">National Book Agency
</h1></div></text>
```

```
<tr>
```

```
<td><div align="right">ISBN:</div></td>
```

```
<td><input type="text" name="isbn" /></td>
```

```
</tr>
```

```
<tr>
```

```
<td><div align="right"></div></td></text>
```

```
<td> <input name="submit" type="submit" value="Submit" /></td>
```

```
</tr>
```

```
</table>
```

```
</form>
```

```
</html>
```

```
Delete1.php
```

```
// For Delete
```

```
<?php
```

```
//connecting to the database
```

```
$conn = mysql_connect('localhost','xjune34','1234');
```

```
$key=$_POST['isbn'];
```

```
$sql="DELETE from book WHERE isbn=$key";
```

```
$result = mysql_query($sql);
```

```
if($result)
```

```
echo "<h2><font color='green'>Record has been successfully deleted.";
```

```
//session_destroy();
```

```
//die(header('Location:login.php'));
```

```
else
```

```
echo "<h2><font color ='green'>Some error has occurred while deleting  
record.";
```

```
}
```


```
}
```

```
?>
```

CHAPTER- 7

OUTPUT SCREENS

Welcome Page



Steps:

1. Create new account by clicking on New Registration for new account :

National Book Agency

Individual Registration (* Fields are Mandatory)

User-Id	<input type="text"/>		
Username	<input type="text"/> *(max 12 characters)		
Password	<input type="password"/> *		
Re-enter Password	<input type="password"/> *		
First name	<input type="text"/>		
Last name	<input type="text"/>		
Gender	<input type="text" value="Male"/>	Marital status	<input type="text" value="Married"/>
Date of birth	<input type="text" value="YYYY"/>	<input type="text" value="MM"/>	<input type="text" value="DD"/>
occupation	<input type="text" value="-Select One-"/>		
E-mail id	<input type="text"/> *your password will be sent to this email id		
Mobile	+91 <input type="text"/>		
Nationality	<input type="text" value="-Select One-"/>		
Residential Address			
Address	<input type="text"/>	<input type="text"/>	(optional)
	<input type="text"/>	<input type="text"/>	(optional)
City	<input type="text" value="-Select One-"/>	other	<input type="text"/>
state	<input type="text" value="-Select One-"/>	other	<input type="text"/>

**On submitting the form with correct
information:**

**THANK YOU FOR YOUR REGISTRATION!
GOTO THE *index* PAGE**

Registration successful

WELCOME: NATIONAL BOOK AGENCY



Add Books

Enquiry Author

Logout


If you have already an account you can search book name, book author, by clicking on respective link.

1Account holder can check book information:


2Account holder can check author information:



Incorrect username or password



Administrator login



If you have already an account you can add ,update,delete book by clicking on respective link

National Book Agency

Book name:

Book author:

Price:

ISBN:

Category:

Stream:

published:

Number of copies:

Insert book

National Book Agency

Book name:

Book author:

ISBN:

Update book

National Book Agency

ISBN:

For delete book

CHAPTER- 8

SYSTEM TESTING

AND

IMPLIMENTATION

8.1. INTRODUCTION

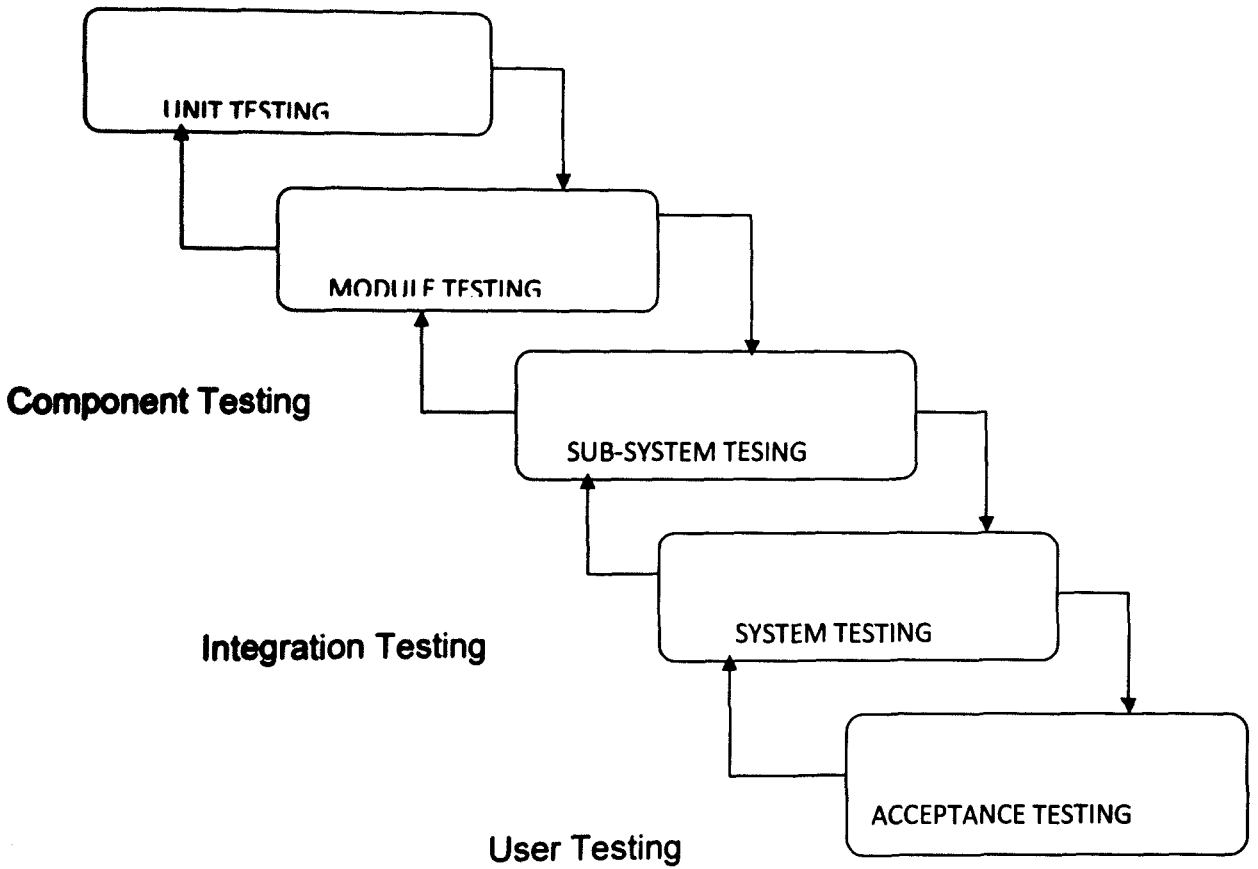
Software testing is a critical element of software quality assurance and represents the **ultimate review of specification, design and coding**. In fact, testing is the one step in the software **engineering process** that could be viewed as destructive rather than constructive.

A strategy for software testing integrates software test case design methods into a well-planned series of steps that result in the successful construction of software. Testing is the set of activities that can be planned in advance and conducted systematically. The underlying motivation of program testing is to affirm software quality with methods that can economically and effectively apply to both strategic to both large and small-scale systems.

8.2. STRATEGIC APPROACH TO SOFTWARE TESTING

The software engineering process can be viewed as a spiral. Initially system engineering defines the role of software and leads to software requirement analysis where the information domain, functions, behavior, performance, constraints and validation criteria for software are established. Moving inward along the spiral, we come to design and finally to coding. To develop computer software we spiral in along streamlines that decrease the level of abstraction on each turn.

A strategy for software testing may also be viewed in the context of the spiral. Unit testing begins at the vertex of the spiral and concentrates on each unit of the software as implemented in source code. Testing progress by moving outward along the spiral to integration testing, where the focus is on the design and the construction of the software architecture. Talking another turn on outward on the spiral we encounter validation testing where requirements established as part of software requirements analysis are validated against the software that has been constructed. Finally we arrive at system testing, where the software and other system elements are tested as a whole.



CHAPTER- 9

SYSTEM SECURITY

9.1. Introduction

The protection of computer based resources that includes hardware, software, data, procedures and people against unauthorized use or natural

Disaster is known as System Security.

System Security can be divided into four related issues:

- Security
- Integrity
- Privacy
- Confidentiality

SYSTEM SECURITY refers to the technical innovations and procedures applied to the hardware and operation systems to protect against deliberate or accidental damage from a defined threat.

DATA SECURITY is the protection of data from loss, disclosure, modification and destruction.

SYSTEM INTEGRITY refers to the proper functioning of hardware and programs, appropriate physical security and safety against external threats such as eavesdropping and wiretapping.

PRIVACY defines the rights of the user or organizations to determine what information they are willing to share with or accept from others and how the organization can be protected against unwelcome, unfair or excessive dissemination of information about it.

CONFIDENTIALITY is a special status given to sensitive information in a database to minimize the possible invasion of privacy. It is an attribute of information that characterizes its need for protection.

9.2. SECURITY IN SOFTWARE

System security refers to various validations on data in form of checks and controls to avoid the system from failing. It is always important to ensure that only valid data is entered and only valid operations are performed on the system. The system employees two types of checks and controls:

CLIENT SIDE VALIDATION

Various client side validations are used to ensure on the client side that only valid data is entered. **Client side validation** saves server time and load to handle invalid data. Some checks imposed are:

- **VBScript** is used to ensure those required fields are filled with suitable data only. **Maximum lengths of the fields of the forms** are appropriately defined.
- **Forms cannot be submitted** without filling up the mandatory data so that manual mistakes of **submitting empty fields that are mandatory** can be sorted out at the client side to save the **server time and load**.

- Tab-indexes are set according to the need and taking into account the ease of user while working with the system.

SERVER SIDE VALIDATION

Some checks cannot be applied at client side. Server side checks are necessary to save the system from failing and intimating the user that some invalid operation has been performed or the performed operation is restricted. Some of the server side checks imposed is:

- Server side constraint has been imposed to check for the validity of primary key and foreign key. A primary key value cannot be duplicated. Any attempt to duplicate the primary value results into a message intimating the user about those values through the forms using foreign key can be updated only of the existing foreign key values.
- User is intimating through appropriate messages about the successful operations or exceptions occurring at server side.
- Various Access Control Mechanisms have been built so that one user may not agitate upon another. Access permissions to various types of users are controlled according to the organizational structure. Only permitted users can log on to the system and can have access according to their category. User- name, passwords and permissions are controlled o the server side.
- Using server side validation, constraints on several restricted operations are imposed.

CHAPTER- 10

CONCLUSION & SCOPE FOR FUTRURE DEVELOPMENT

CONCLUSION

This project developed, incorporated all the activities involved in the browsing centre.

It provides all necessary information to the management as well as the customer with the use of this system; the user can simply sit in front of the system and monitor all the activities without any physical movement of the file. Management can service the customers request best in time.

The system provides quickly and valuable information. These modules have been integrated for effective use of the management for future forecasting and for the current need.

SCOPE FOR FURTHER DEVELOPMENT

The system can be designed for further enhancement .This could also be developed according to the growing needs of the customer.

BIBLIOGRAPHY

- **For PHP installation**
 - <https://www.php.com/en/download/>
- **For MYSQL DataBase installation**
 - <http://www.MYSQL.com/index.html>
- **Reference websites**
 - www.phppoint.com
 - www.w3schools.com
 - <http://www.tutorialspoint.com/php/index.htm>
- **Reference Books**
 - Thinking in php
 - OCJP Certified Programmer for php
 - Learn phpin Eassy Steps
 - Complete reference Java